

Scaled data based on original data using
LM-79-08 Approved Method: Electrical and Photometric Measurements of Solid-
State Lighting Products

Test Report Prepared for
Cooper Lighting Solutions
(formerly Eaton)

Brand: McGRAW-EDISON

Report Number: P947266

Luminaire Tested: **GALN-SB2C-935-U-5MQ**

Issue Date: 1/21/2025

Test Information

Test Method: LM-79-08
Report Number: P947266
TEST IS SCALED FROM IESNA LM-79-08 TEST DATA (G2-2411-289-20)
Test Lab: INNOVATION CENTER
Issue Date: 1/21/2025
Manufacturer: COOPER LIGHTING SOLUTIONS (FORMERLY EATON)
Product Line: McGRAW-EDISON
Catalog Number: GALN-SB2C-935-U-5MQ
Description: GALLEON AREA AND ROADWAY HIGH DENSITY LED LUMINAIRE
(2) 90 CRI, 3500K, 615mA LIGHTSQUARES WITH 26 LEDS EACH AND TYPE V MEDIUM OPTICS
Light Source: -
Ballast/Driver: -

Summary

Lumens per Lamp: N/A
Luminaire Lumens: 10911 lumens
Efficiency: N/A
Efficacy: 108.1 lumens/watt
Luminous Opening: Rectangular (W 0.5' x L: 1' x H: 0')
IES Classification: Type V - Short
BUG Rating: B4 - U0 - G2

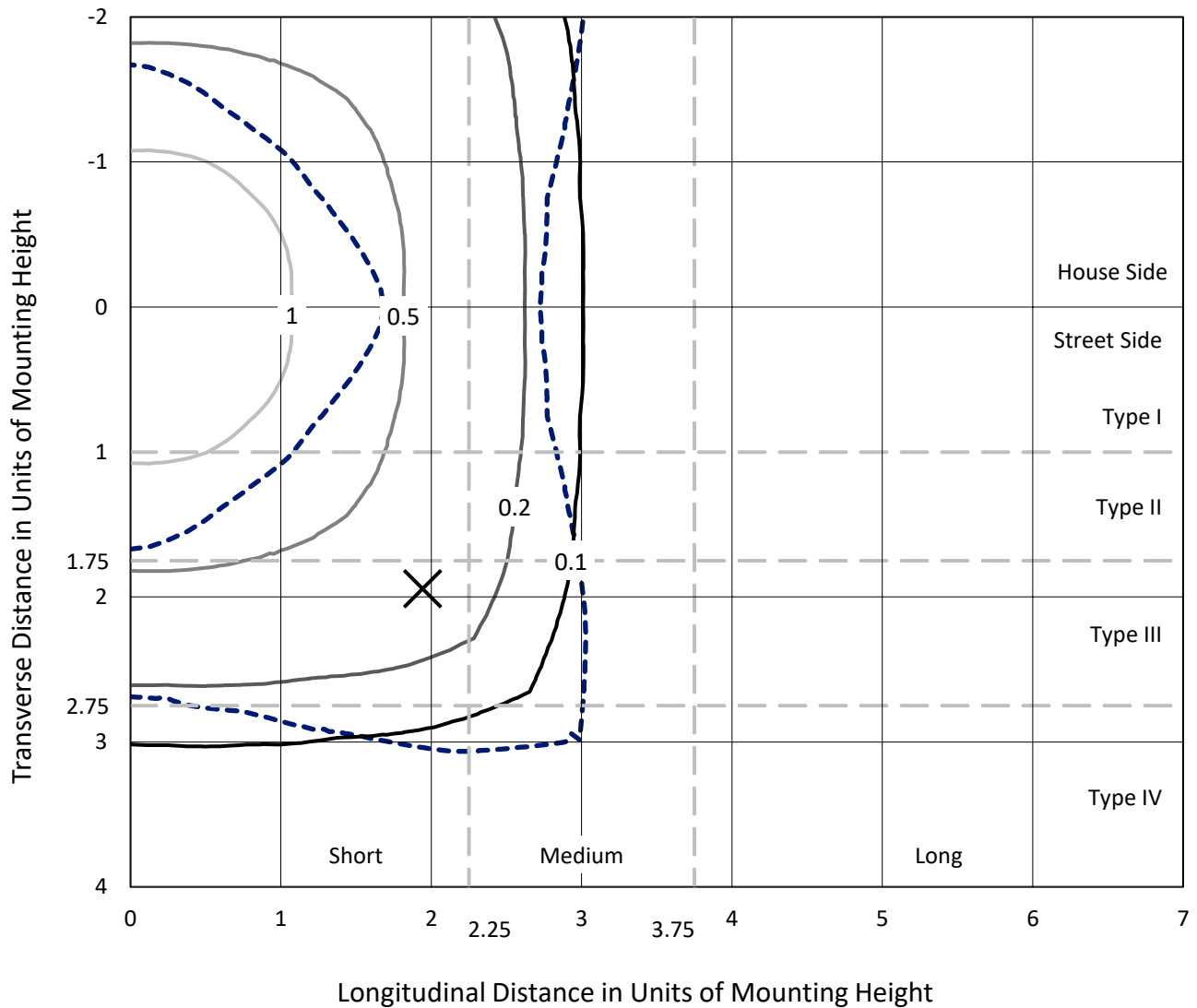
Input Watts (W): 100.9
Input Voltage (V): NR
Input Current (Ain): NR
Voltage Rise (V): NR
Power Factor: NR
Total Harmonic Distortion (THDi): NR
Frequency (hertz): 60
Stabilization Time: NR
Operation Time: NR
Ambient Temperature (°C): NR
Test Distance: 24 FT



REPORT NUMBER: P947266
 CATALOG NUMBER: GALN-SB2C-935-U-5MQ

Iso-Footcandle Lines of Horizontal Illumination

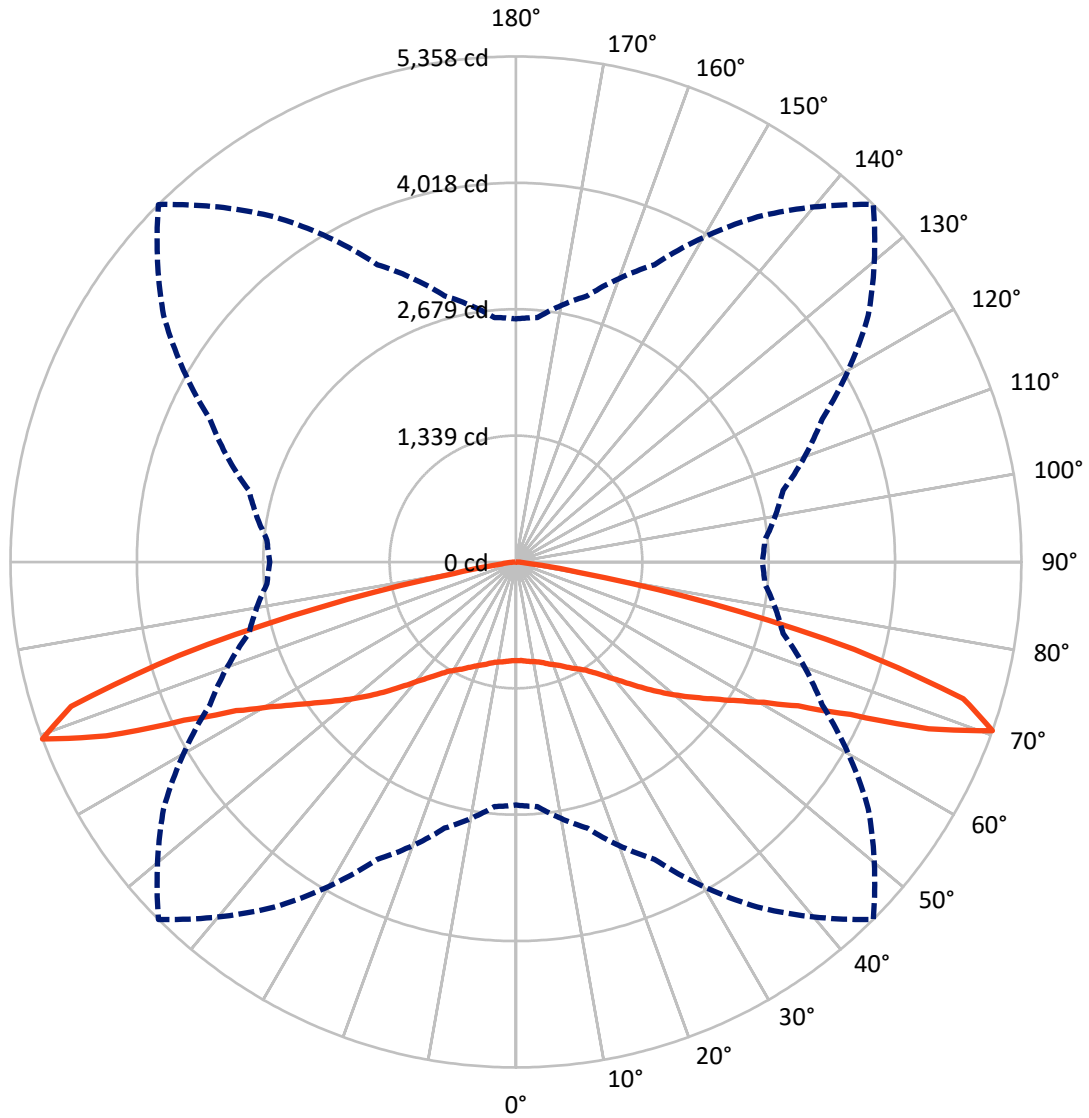
× Max cd
 - - - 1/2 Max cd



Based on 25 foot mounting height. Maximum calculated value = 1.7 fc
 Type V - Short - N/A

REPORT NUMBER: P947266
CATALOG NUMBER: GALN-SB2C-935-U-5MQ

Luminous Intensity Polar Plot



— Vertical Plane Through 45-Deg Lateral - - - Horizontal Cone Through 70-Deg Vertical

REPORT NUMBER: P947266

CATALOG NUMBER: GALN-SB2C-935-U-5MQ

FLUX DISTRIBUTION:

		Downward	Upward	Total
House Side	Lumens	5455.5	0.0	5455.5
	% Fixture	50.0	0.0	50.0
Street Side	Lumens	5455.5	0.0	5455.5
	% Fixture	50.0	0.0	50.0
Total	Lumens	10911.0	0.0	10911.0
	% Fixture	100.0	0.0	100.0

ZONAL LUMENS:

Zone	Lumens	% Fixture
0°-10°	101.5	0.9
10°-20°	314.9	2.9
20°-30°	562.7	5.2
30°-40°	912.1	8.4
40°-50°	1485.7	13.6
50°-60°	2265.1	20.8
60°-70°	3369.8	30.9
70°-80°	1836.7	16.8
80°-90°	62.5	0.6
90°-100°	0.0	0.0
100°-110°	0.0	0.0
110°-120°	0.0	0.0
120°-130°	0.0	0.0
130°-140°	0.0	0.0
140°-150°	0.0	0.0
150°-160°	0.0	0.0
160°-170°	0.0	0.0
170°-180°	0.0	0.0
0°-90°	10911.0	100.0
0°-180°	10911.0	100.0

Coefficient of Utilization



REPORT NUMBER: P947266

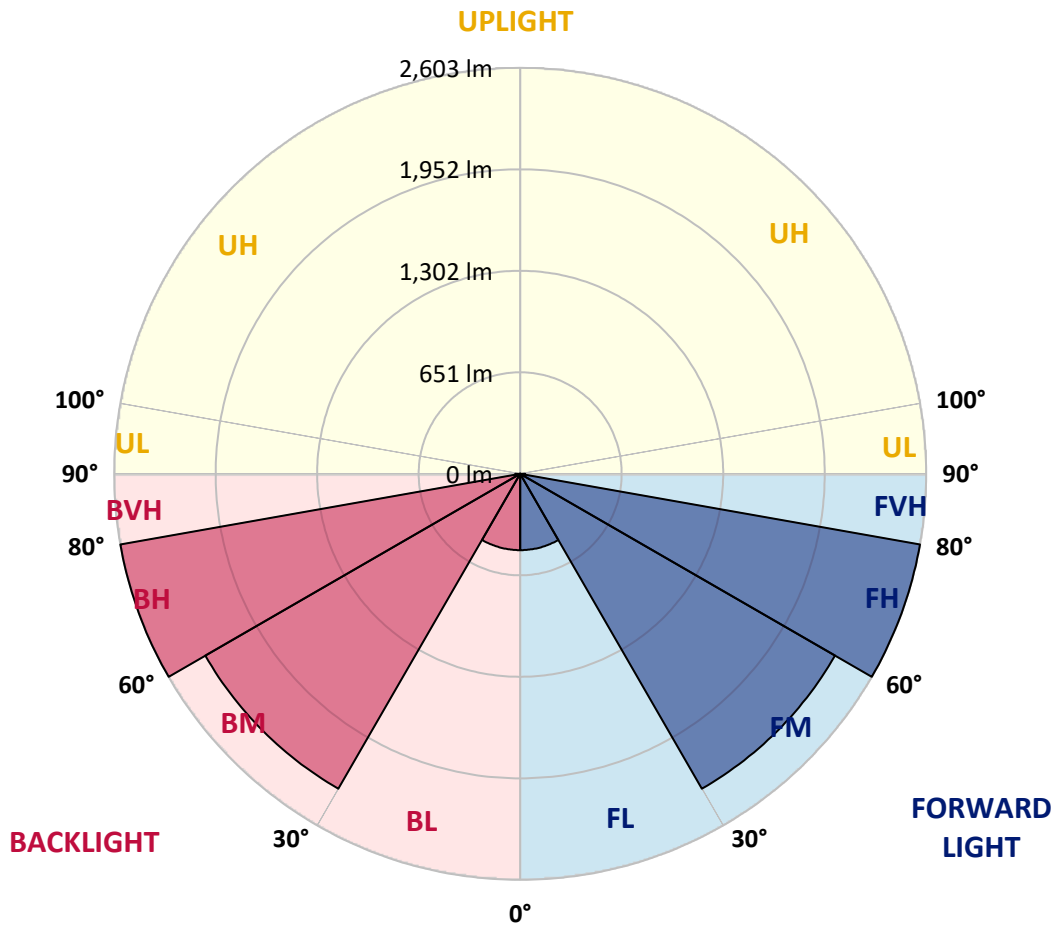
CATALOG NUMBER: GALN-SB2C-935-U-5MQ

LUMINAIRE CLASSIFICATION SYSTEM LUMEN TABLE AND BUG RATING:

Zone	Lumens	% Fixture	Zone Rating/Lumen Limit		
			B	U	G
FL (0°-30°)	489.5	4.5			
FM (30°-60°)	2331.5	21.4			
FH (60°-80°)	2603.2	23.9			G2/5000
FVH (80°-90°)	31.3	0.3			G1/100
BL (0°-30°)	489.5	4.5	B1/500		
BM (30°-60°)	2331.5	21.4	B2/2500		
BH (60°-80°)	2603.2	23.9	B4/5000		G2/5000
BVH (80°-90°)	31.3	0.3			G1/100
UL (90°-100°)	0.0	0.0		U0/0	
UH (100°-180°)	0.0	0.0		U0/0	

BUG Rating: B4-U0-G2

Type V Short



REPORT NUMBER: P947266

CATALOG NUMBER: GALN-SB2C-935-U-5MQ

CANDELA DISTRIBUTION (FULL):

	0°	5°	15°	25°	35°	45°	55°	65°	75°	85°
0°	1045.2	1045.2	1045.2	1045.2	1045.2	1045.2	1045.2	1045.2	1045.2	1045.2
2.5°	1050.1	1051.2	1049.0	1047.9	1046.8	1045.2	1045.7	1048.4	1050.6	1050.1
5°	1058.9	1060.0	1058.3	1057.8	1055.6	1055.0	1055.0	1057.8	1059.4	1058.3
7.5°	1068.7	1070.4	1067.6	1067.1	1066.0	1064.9	1064.3	1067.1	1068.7	1068.7
10°	1078.0	1079.7	1077.5	1075.8	1074.7	1074.7	1073.6	1075.8	1078.6	1078.0
12.5°	1087.9	1089.0	1086.8	1085.7	1085.7	1087.3	1085.7	1086.8	1089.0	1087.9
15°	1099.9	1100.5	1099.9	1101.6	1104.3	1109.8	1104.9	1103.8	1104.9	1102.1
17.5°	1116.4	1117.5	1119.7	1123.5	1127.3	1137.2	1128.4	1125.7	1125.7	1120.2
20°	1136.6	1138.3	1141.6	1148.1	1153.1	1162.4	1153.6	1149.8	1148.1	1141.0
22.5°	1158.0	1160.7	1165.7	1174.4	1183.2	1192.0	1183.2	1176.6	1171.7	1162.4
25°	1182.7	1185.9	1193.6	1207.9	1219.9	1232.5	1222.1	1208.9	1199.1	1185.9
27.5°	1217.7	1221.5	1230.9	1248.4	1263.7	1274.7	1264.8	1247.8	1234.1	1218.3
30°	1267.0	1270.8	1281.8	1300.4	1310.8	1318.0	1311.4	1298.2	1281.8	1263.7
32.5°	1330.6	1335.5	1347.5	1365.1	1367.3	1368.4	1366.2	1359.6	1347.5	1325.6
35°	1411.1	1416.6	1430.2	1444.5	1442.3	1444.5	1441.2	1439.0	1430.2	1405.1
37.5°	1509.7	1516.3	1530.5	1541.4	1536.0	1533.2	1533.8	1534.3	1529.4	1501.5
40°	1624.2	1632.9	1643.3	1654.8	1645.5	1637.3	1642.8	1647.2	1642.8	1614.3
42.5°	1741.9	1754.5	1765.5	1781.9	1774.3	1763.8	1771.5	1776.4	1767.1	1736.5
45°	1872.9	1884.9	1899.1	1923.8	1918.3	1907.4	1918.3	1919.4	1903.5	1867.4
47.5°	2008.2	2020.8	2042.1	2075.0	2072.8	2060.7	2075.0	2067.3	2047.0	2003.8
50°	2136.3	2153.9	2186.7	2232.7	2237.1	2222.3	2241.5	2226.7	2192.8	2138.5
52.5°	2256.8	2275.5	2327.5	2390.0	2405.8	2386.7	2412.4	2386.7	2335.7	2266.2
55°	2383.4	2404.2	2466.1	2547.7	2579.5	2565.2	2589.3	2550.5	2478.1	2393.8
57.5°	2532.4	2545.0	2618.9	2715.9	2769.6	2772.9	2783.8	2718.1	2630.4	2534.6
60°	2694.0	2711.5	2792.0	2908.2	2993.1	3020.4	3008.9	2911.4	2809.6	2699.5
62.5°	2901.0	2920.2	3016.6	3155.8	3290.0	3357.9	3313.0	3171.6	3045.6	2913.6
65°	3072.5	3093.9	3268.0	3516.2	3760.5	3896.9	3784.1	3523.9	3297.1	3110.8
67.5°	2948.1	2974.4	3247.8	3703.5	4311.0	4718.0	4331.8	3759.4	3315.2	3062.6
70°	2576.7	2601.4	2920.2	3477.3	4466.0	5357.8	4559.2	3579.7	2930.6	2648.0
72.5°	1710.7	1790.1	2112.8	2781.1	3987.8	4957.9	4027.3	2724.6	1960.0	1706.9
75°	567.5	631.0	851.2	1441.8	2671.0	3707.9	2542.8	1275.8	674.3	485.3
77.5°	143.0	164.9	227.3	412.5	1065.4	2111.1	959.2	336.9	183.5	128.2
80°	69.6	76.7	109.6	137.5	266.8	671.0	250.3	129.3	86.5	66.8
82.5°	38.3	38.9	61.9	77.8	99.1	173.6	103.0	75.6	49.8	40.5
85°	23.6	23.0	32.9	41.6	41.6	61.9	49.3	41.6	28.5	25.2
87.5°	9.3	9.3	12.1	13.1	11.5	15.9	12.6	13.7	11.0	10.4
90°	0.0	0.0	0.0	0.0	0.0	0.0	0.0	0.0	0.0	0.0

(END C

90°
1045.2
1050.6
1058.9
1068.7
1078.0
1087.3
1102.1
1120.2
1141.0
1161.8
1185.4
1217.7
1263.7
1326.2
1405.1
1501.5
1614.3
1738.6
1871.2
2001.0
2137.4
2259.6
2382.3
2521.4
2681.9
2890.6
3080.2
3024.8
2610.2
1651.6
459.0
114.5
61.4
40.5
26.3
11.0
0.0

OF REPORT)